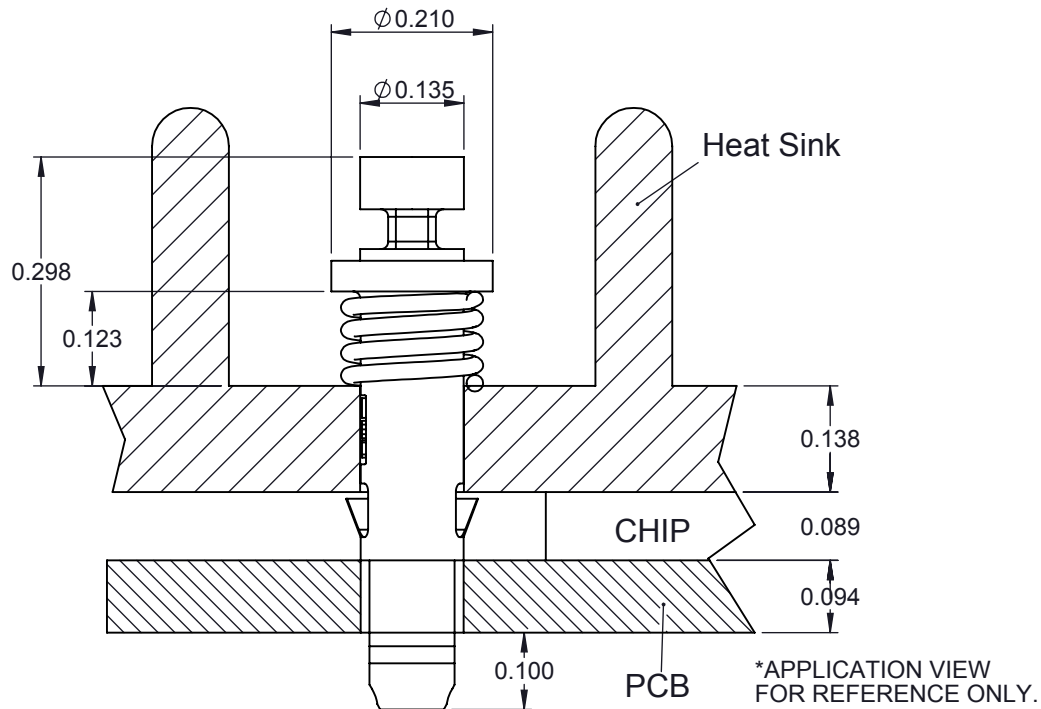


SPRING DATA							Mark
SPRING P/N	A ± 0.028 -0.004 (inch)	$\phi B \pm 0.002$ (inch)	$\phi C \pm 0.008$ 0 (inch)	Total Coils	Force Rate (lb/in) [Ref.]	Material	
52FT03-00-4010	0.268	0.022	0.140	4.75	20.5	SUS304	
52FT20-00-4010	0.268	0.024	0.142	4.00	31.4	SUS304	
52FT37-00-4010	0.268	0.028	0.144	4.00	53	SUS304	

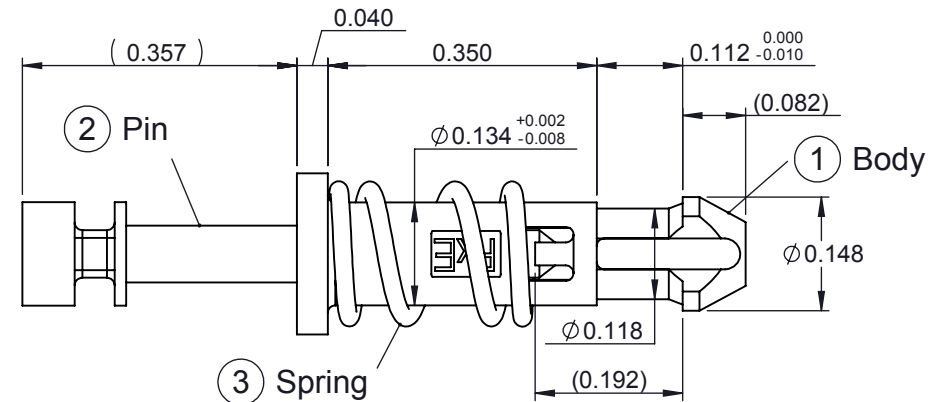


" " MARK DIMENSION NEED TO BE MEASURED FOR FQC INSPECTION.
 " " MARK FOR CPK WHEN SUBMIT FAI.
 " () " MARK FOR REFERENCE DIMENSION.

THE DRAWING CONTAIN ITW CORPORATION CONFIDENTIAL INFORMATION.
 IT IS DISCLOSED IN CONFIDENCE AND ITS CONTENTS MAY NOT BE DISCLOSED.
 REPRODUCED, DISPLAYED OR MODIFIED WITHOUT THE PRIOR WRITTEN CONSENT OF ITW CORPORATION.
 此圖含ITW公司之機密文件,若無正式核准不准的揭露複製展示或修改之

DRAWN BY	Jason	DATE	OCT-20-2011
CHK BY	Marvin	DATE	OCT-20-2011
APP BY	Casey	DATE	OCT-20-2011

REV	DESCRIPTION	DATE	DRAWN
1	RELEASE FOR NEW DRAWING	OCT-20-2011	Jason
2	CORRECTED THE MARK OF DRAWING	OCT-15-2012	Chris




NOTES:

- ALL DIMENSIONS ARE SHOWN IN INCH.
- MATERIAL: NYLON-66, FLAMMABILITY UL94-V2. BLACK COLOR.
- P.C. BOARD HOLE DIAMETER RANGE: 0.119"(3.02mm) ~ 0.130"(3.30mm).
- HEAT SINK HOLE DIAMETER: 0.136" ± 0.003 .
- THE TOTAL THICKNESS OF PCB AND CHIP HAS TO BE GREATER THAN 0.174" (4.42mm).
- LINK BROCKEN IS ACCEPTED, NO FUNCTION DEFECT.
- COMPLY WITH EU RoHS DIRECTIVE .

3	1	52FTXX-00-4010	SPRING	SEE TABLE	-
2	1	39FT82-00-2099	83FT05 SERIES-PIN	NYLON 66	1
1	1	39FT75-00-2099	83FT05 SERIES-BODY	NYLON 66	1
-	1	83FT05-XX-9909	83FT05 SERIES FASTENER	-	1
NO.	-001 -002 -003	PART NUMBER	DESCRIPTION	MATERIAL	REV
	QTY PER ASSY				

PART LIST

MATERIAL:	SEE NOTE	UNLESS OTHERWISE SPECIFIED INTERPRET DIMENSIONS AND TOLERANCES IN ACCORDANCE WITH ASME Y14.5M-1994 DIMENSIONS ARE IN INCH TOLERANCES:	 安天德百電股份有限公司 Electronic Business Asia Co.,Ltd.	
PROJ. NO.:	-	ALL Angles $\pm 1^\circ$ ALL DIMENSION $\pm 0.010"$		
This print and any design thereon is the property of ITW-ASIA, Division Illinois Tool Works Inc. This print is to be returned upon request or completion of the work for which it was issued. It is to be used only for the purpose for which it was expressly loaned and is not to be copied in any manner, nor is information taken therefrom to be transmitted, or passed on to others without written permission of Illinois Tool Works Inc.			PART NAME:	REV
			83FT05-XX SERIES FASTENER	2
			PART NUMBER:	SHEET
			83FT05-XX-9909	1/1